


ACLD-9185-01

Terminal Board with 16-CH Relay Outputs



Features

- 16-CH single-pole, double-throw (SPDT form C) relay outputs
- For use with 20-pin digital input connector of NuDAQ cards
- Maximum switching voltage up to 60 Vdc/120 VAc
- Maximum switching current up to 1 Adc/AC
- Onboard relay driver circuitry
- LED indicators for relay status
- Screw terminals for easy field wiring

Specifications

- Relay Output
 - Number of Channels: 16
 - Relay Type: SPDT (Form C)
 - Isolation Voltage: 1500 VRMS
 - Contact Rating
 - AC: 120 V @ 0.5 A
 - DC: 24 V @ 1 A
 - Breakdown Voltage: 1000 VRMS
 - Contact Resistance: 100 mΩ
 - Relay ON/OFF time
 - Operate Time: 6 ms
 - Release Time: 3 ms
 - LED Indicators for Relay Status: one per channel
 - Expected Life:
 - > 5 x 10⁵ operations @ 1 A, 24 Vdc
 - > 2 x 10⁵ operations @ 0.5 A, 120 VAc
- I/O Connector: 20-pin ribbon male
- Operating Temperature: 0°C to 60°C (32°F to 140°F)
- Storage Temperature: -20°C to 80°C (-4°F to 176°F)

- Relative Humidity: 5% to 95%, non-condensing
- Power Consumption:

+5 V	+12 V
200 mA maximum	528 mA maximum
- Dimensions: 205 mm x 114 mm (7.99" x 4.44")

Ordering Information

ACLD-9185-01

96-CH isolated DO terminal board with Terminal Board with 16-CH Relay Outputs


Accessory

- Cabling
ACL-102100-1: 100-p in SCSI-II cable, 1 M


Contact your sales representative for cable length options.

DIN-24R-01, TB-24R-01

Terminal Boards with 24-CH Relay Outputs



DIN-24R-01



TB-24R-01

Introduction

The DIN-24R-01 and TB-24R-01 relay output boards are designed for industrial control applications. It contains 24 electro-mechanical SPDT relays that can be driven by the 24-Bit digital output ports of the PCI-7224, PCI-7248, PCI-7296, ACL-7112, ACL-7124, PET-48DIO, and ND-6058.

Each relay's switching capacity is 60 W, 125 VAC. The normally closed, and common contacts for each relay are made available for maximum flexibility.

Features

- 24-CH single-pole, double-throw (SPDT form C) relay outputs
- 50-pin Opto-22 compatible connector
- Maximum switching voltage 220 Vdc/250 VAc
- Maximum switching current up to 2 Adc/AC
- LED indicator for relay status
- Onboard relay driver circuitry
- Screw terminals for easy filed wiring
- DIN socket available on DIN-24R-01
- 50-pin SCSI-type connector available on DIN-24R-01 to interface with ND-6058

Specifications

- Relay Output
 - Number of channels: 24
 - Relay Type: SPDT (Form C)
 - Contact Rating
 - AC: 125 V @ 0.6 A
 - DC: 30 V @ 2 A
 - Breakdown Voltage: 1500 VRMS
 - Contact Resistance: 50 mΩ
 - Relay ON/OFF Time
 - Operate time: 3 ms
 - Release time: 3 ms
 - LED Indicators for Relay Status: per channel
 - Expected Life: 5 x 10⁵ operations @ 2 A, 30 Vdc
 - External Coil Excitation Voltage:
 - 12 V nominal, 19.2 V maximum (TB-24R/12-01 & DIN-24R/12-01)
 - 24 V nominal, 38.5 V maximum (TB-24R/24-01 & DIN-24R/24-01)
- I/O Connector
 - 50-pin ribbon male
 - 50-pin SCSI-II female
- Operating Temperature: 0°C to 60°C (32°F to 140°F)

- Storage Temperature: -20°C to 80°C (-4°F to 176°F)
- Relative Humidity: 5% to 95%, non-condensing
- Power Consumption:

	+12 V	+24 V
TB-24R/12-01 DIN-24R/12-01	288 mA maximum	-
TB-24R/24-01 DIN-24R/24-01	-	44 mA maximum

- Dimensions
 - TB-24R-01: 220 mm (W) x 132 mm (L) x 15 mm (H) (8.58" x 5.14" x 0.58")
 - DIN-24R-01: 203 mm (W) x 120 mm (L) x 55 mm (H) (7.91" x 4.68" x 2.14")

Ordering Information

TB-24R/12-01

Terminal board with 24-CH relay outputs @ 12 V coil voltage

TB-24R/24-01

Terminal board with 24-CH relay outputs @ 24 V coil voltage

DIN-24R/12-01

Terminal board with 24-CH relay outputs @ 12 V coil voltage and DIN-rail mounting

DIN-24R/24-01

Terminal board with 24-CH relay outputs @ 24 V coil voltage and DIN-rail mounting

Accessory

- Cabling
ACL-10150-: 50-pin flat cable

Contact your sales representative for cable length options.